

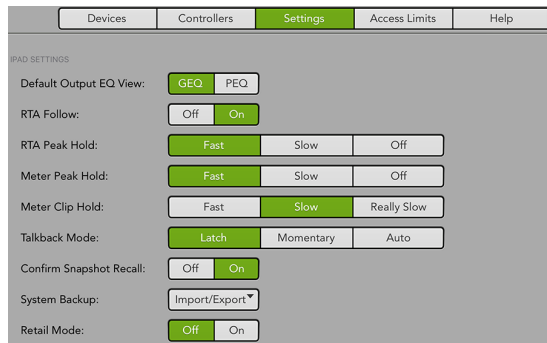
RELEASE NOTES

MACKIE MASTER FADER APP V4.6 • MARCH 2017

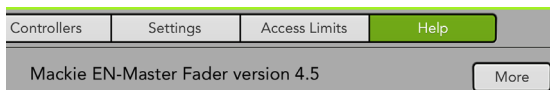
Introduction

These release notes describe changes and upgrades to the Mackie Master Fader app and DL Series mixer firmware since Version 4.5.3.

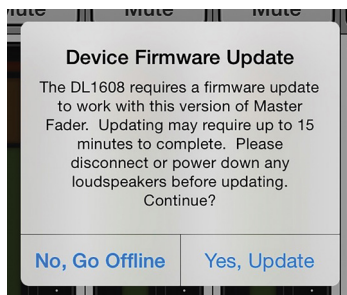
New Master Fader app releases may be downloaded and installed directly from the iOS device via the App Store or via iTunes¹ on Mac or PC. Be sure to perform a full System Backup of Master Fader – Tools > Settings – before downloading the app.



Master Fader V4.6 may be installed alongside Master Fader 3. This lets you upgrade at your convenience. If you don't know the version you are currently using, go to Tools > Help on Master Fader. The version is listed near the top of the screen.



The mixer firmware will also need to be updated. This will happen the next time Master Fader is connected to a DL Series mixer. Simply follow the on-screen instructions. Please ensure that there is enough time before the next gig.

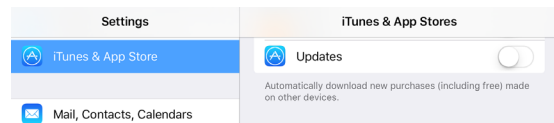


You will need to do a force update on the mixer when going back to a previous version of Master Fader (after using V4.6).

NOTE: If using a Static IP address for your DL Series Mixer, an update may fail to begin properly. Similarly, a force update will fail in the same way. If either of these happen, you will need to temporarily configure the DL hardware to use Dynamic IP addressing.

This can be accomplished by changing to Dynamic IP, disconnecting the hardware from the main network, then configuring a temporary Wi-Fi network with a router directly connected to the DL hardware with no other network connections. When the update is complete, change the DL hardware back to static IP and connect it back to the main network.

NOTE: By default, iOS updates apps automatically. We strongly recommend you disable automatic updates for apps in iOS. Otherwise you run the risk of a long update occurring right in the middle of a show. Ouch! Simply go to Settings > iTunes & App Store, then turn Updates off. More detailed instructions may be found in Appendix B: iOS Optimizations of the Reference Guide.



For more information, please check out the Reference Guide.

Supported Devices

Master Fader V4.6 supports operation with DL Series mixers with either Lightning or 30-pin connectors.

Wireless control supported from all iOS models (except the original iPad).

DL series mixers with Lightning dock support wired control from iPad (4th generation), iPad mini, iPad mini 2, iPad mini 3, iPad mini 4 (requires optional iPad mini tray accessory), iPad Air and iPad Air 2 (requires optional iPad Air tray accessory).

DL series mixers with 30-pin dock support wired control from iPad 2 and iPad (3rd generation).

Master Fader requires iOS 8.0 or higher.

¹ <https://itunes.apple.com/us/app/mackie-master-fader-4/id1051811529?ls=1&mt=8>

Master Fader V4.6

The following is a list of items that have been added, changed or fixed since Master Fader V4.5.3.

1. **Enhancements, bug fixes and stability improvements (including, but not limited to):**

- Added DC16/Master Fader Auto View Group – Choose the Auto View group in Master Fader to automatically hide channels with faders all the way down. This will dynamically update as you change mixes showing only channels contributing to the mix. This is especially useful when mixing monitors. The Auto View Group is accessed on the DC16 by holding the ALT button and pressing the top view selector.
- Added DC16 Flip – Pressing Page UP and Down simultaneously flips the parameters under adjustment with the edit encoders down to the faders. This gives more visual control and is especially useful for editing a GEQ.
- Added DC16 Shift Modifier Key – Holding Shift and turning encoder adjusts the parameter in a fine increment for precise control
- Added DC16 Alt+Shift Modifier Key – Holding Shift+Alt simultaneously and turning an encoder resets the parameter to the default value.
- Added DC16 access even channel controls for linked channels – Hold Alt to adjust the right side parameter for gain, trim, polarity, and 48V for linked channels.
- Added DC16 link/unlink channels and mixes – Press and hold the Select button to link channels or output mixes. The channel or mix pressed will be the source. Similarly, press and hold the Select button on linked channels or output mixes to unlink them.
- Added DC16 Per Channel Assign Button Encoder Mode – Hold ALT+___ to access the Assign controls for the selected channel on the edit encoders. This provides access to Main, Subgroup, VCA, Mute Group and View Group assignments.
- Added DC16 Transport Encoder Mode – Hold ALT + ___ to access the Recording and Playback transport controls for a USB Drive attached to the DL32R. Page 1 provides controls for the Stereo Playback while Page 2 shows the Multichannel Playback and Recording controls.
- Added DC16 FX Full Control Encoder Mode – Press the FX Per Channel Encoder mode button to see an expanded range of controls for adjusting the effects. The send for the selected channel and the return for the selected mix are both shown, as are all the global controls. Page 1 shows reverb 1, page 2 reverb 2, and page 3 the delay.
- Added DC16 Vintage Comp/Gate Encoder Mode – Customized controls are now shown for the vintage gate and compressor.
- Added DC16 Quick Access Buttons – The User button now allows quick access to commonly used controls including main mute, FX mutes, and delay tap tempo.
- Added DC16 Talkback modes – Setup allows configuration of the operation of the talkback button between momentary, latched and auto operation. Auto is enabled by default.
- Added DC16 Select Follows Solo and Fader modes – Setup allows configuration of Select follows Solo and/or Fader for both input and output channels. These are enabled by default.
- Improved DL32R USB drive support and recording/playback reliability on DL32R
- Improved DC16 Show Load Progress Indication and reliability
- Improved DC16 Discovery and Connection reliability
- Improved DC16 Navigation and screen switching performance
- Improved DC16 Output LPF and HPF Type selection
- Improved DC16 wired iPad connectivity
- Improved Other minor DC16 workflow enhancements
- Fixed issue where Channel Safes did not protect even numbered Aux Sends when unlinked by Snapshot Recall
- Fixed issue with DC16 and Master Fader where changing Mute Group Multi-select would disable all Mute Groups
- Fixed issue with DC16 and Master Fader where changing View Group Multi-select would disable all View Groups
- Other bug fixes

Technical Support

Please contact our splendid Technical Support heroes if you have any questions.

Web: <http://www.mackie.com/support/>

Phone: 800-898-3211
425-487-4333

During normal business hours,
Monday-Friday, Pacific Time.

