

RELEASE NOTES

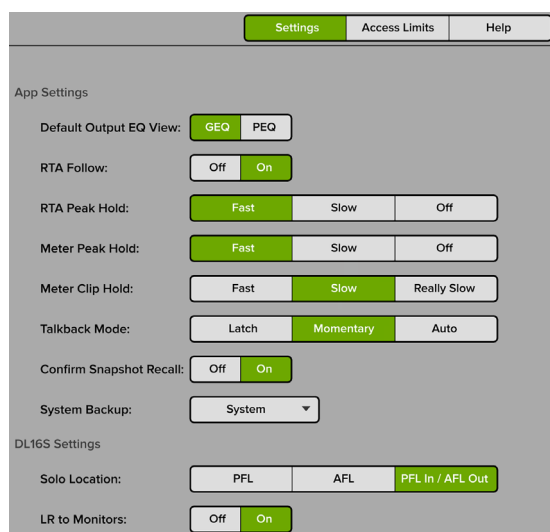
Mackie Master Fader App V5.2 • August 2020

Introduction

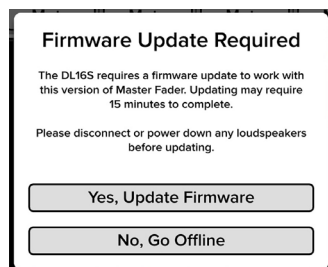
These release notes describe changes and upgrades to the Mackie Master Fader app and DL Series mixer firmware since Version 5.1.1.

New Master Fader app releases may be downloaded and installed directly from the Play Store (Android device) or the App Store (iOS device). You may also get Master Fader for Windows and macOS from: <https://mackie.com/products/master-fader-control-app>

Be sure to perform a full System Backup of Master Fader – Tools > Settings – before downloading the app.



The mixer firmware will also need to be updated. This will happen the next time Master Fader is connected to a DL Series mixer. Simply follow the on-screen instructions. Please ensure that there is enough time before the next gig.



NOTE: If your tablet does not reconnect to the mixer after the firmware update completes, power cycle the mixer.

NOTE: If using a Static IP address for your DL Series Mixer, an update may fail to begin properly. Similarly, a force update will fail in the same way. If either of these happen, you will need to temporarily configure the DL hardware to use Dynamic IP addressing.

This can be accomplished by changing to Dynamic IP, disconnecting the hardware from the main network, then configuring a temporary Wi-Fi network with a router directly connected to the DL hardware with no other network connections. When the update is complete, change the DL hardware back to static IP and connect it back to the main network.

NOTE: Updating the DC16's firmware requires an iPad plugged into the iPad control port on the rear of the DC16 (although DL32R may be updated by any Master Fader supported device over Wi-Fi).

NOTE: By default, apps update automatically on iOS and Android. We strongly recommend that you disable automatic updates for apps. Otherwise you run the risk of a long update occurring right in the middle of a show. Ouch!

Android: Go to the Play Store > Tap the "Hamburger" > Settings > Auto-update apps > Do not auto-update apps.

iOS: Go to Settings > iTunes & App Store, then turn Updates off.

More detailed instructions (with screenshots!) may be found in Appendix B of the Reference Guide.

System Requirements

- Android: v7.0 or higher required (requires Google Play Store access to install)
- iOS: v11.0 or higher required
- Windows 10
- macOS 10.12 or higher required

Supported Devices

- DC16 Axis System
- DL16S
- DL32S
- DL32R
- DL1608
- DL806

Master Fader V5.2

The following is a list of items that have been added, changed or fixed since Master Fader V5.1.1.

- Full support for DC16!!
- Fixed an issue where the Add Device by IP option was missing. This feature allows a user to manually add DL mixers to the Devices view when they're not discoverable on the network.
- Fixed an issue where the word "snapshot" was spelled "shapshot" in the recall / replace popovers. If it were "slapshot", we totally would've left it!
- Fixed an issue where the "On/Off" text was missing when toggling the PEQ on or off on small Android tablets.
- Fixed an issue with presets that were not storing images when the original image was replaced.
- Fixed an issue where assignment buttons were not centered within the quick assignment's popover.
- Fixed an issue where Master Fader and DC16 altered snapshot asterisk (*) gets set on Follow Mode changes.
- Fixed an issue where there were two identical 'Detected Mixers' buttons for the same mixer after a firmware update finished.
- Restored the original default parameters of the Vintage Comp / Gate Release settings of 250ms.
- Refinements made to the Parametric EQ and Dynamics View:
 - o Fixed COMP graphic not filling in correctly when going to the COMP view for the first time.
 - o Fixed GATE graphic having a line at the bottom of the graph from where the release would start.
 - o The PEQ node now glows when touched.
- Dante Card firmware update to version 4 to support Dante domain manager [DC16].
- Fader smoothness and accuracy improvements [DC16].
- Fader values are now shown on channel displays [DC16].
- User Button in the "USER" section of the Groups Selector (for example, assign the tap function for Delay) [DC16].
- Access to Channel Edit – Copy / Paste and Link in "CHAN" View of the Groups selector [DC16].
- Ability to access even channel controls for linked channels [DC16].
- Selected Mix Channel Deck Highlight [DC16].
- DC16 Lockout – DC16 controls may be locked if the engineer walks away from the console [DC16].
- ALL-CHAN Edit SEND page wrap; i.e. go from the last aux to the first aux by pressing the down arrow (and vice-versa) [DC16].
- ALL-CHAN Edit SEND press to mute; i.e. when viewing Aux I on encoders, press encoder to mute [DC16].
- LR Fader / Pan now available on Per Channel Sends; this allows assignment on the user encoder mode [DC16].
- User Encoder Mode [ALT + PAN = USER] – e.g. assign any parameter to channel I encoder and press ALT + PAN (USER) to view [DC16].
- Output PEQ HPF / LPF slope control can now be adjusted from DC16 EQ view [DC16].
- ALT + EQ = ASSIGN button now functions correctly [DC16].
- Additional output delay and temperature controls available on output DYN and delay views [DC16].
- All Master Fader 5 FX are now controllable from DC16 [DC16].
- The transport controls – ALT + FX = TRANS – may be accessed and controlled via DC16 [DC16].
- Snapshot reload performance improvement [DC16].
- Show Scroll – Scrolling through snapshots allows wrap around from last to first (and vice-versa) [DC16].
- Channel Safes Editing accessed via Show > More button [DC16].
- The Show > More button now displays the number of snapshots, images and time / date information of the show [DC16].
- Pressing and holding the SHIFT button down while rotating an encoder makes fine-tune adjustments to the selected channel's parameter [DC16].
- Channel Locking – the ability to lock any input or output channel to the mix deck so always in view [DC16].
- Auto-spill locked mixes to the mix deck [DC16].
- VCA / Subgroup Mix Spill – double-tap the SEL(ect) button on the mix deck for quick view and return [DC16].
- Mix Select Locking – the ability to lock up to four mixes on the Mix Selector so they're always in view [DC16].
- There is a 4th Follow Mode position labeled "N" for tablets and computers not on the Smart Bridge [DC16].

- Multiple updates to the DC16 Setup menu [ALT + DYN]:
 - o Screen Brightness > Sun setting available
 - o Talkback Mode – choose between auto, momentary and latching
 - o Access Limits may be enabled / disabled
 - o New Follow Mode – DC Follows Master Fader Channel Select
 - o New Follow Mode – DC Follows Master Fader View
 - o New Follow Mode – DC Follows Master Fader Mix Select
 - o Sel follows input solo
 - o Sel follows input fader
 - o Sel follows output solo
 - o Sel follows output fader
 - o Locked inputs and outputs may be justified to the left or right side of the mix deck
 - o Locked channels may be shown or hidden in View Groups
 - o Locked mixes may be shown or hidden from the Mix Selector
 - o Select next snapshot after recall
 - o Require confirmation for snapshot recall
 - o Meter Peak Hold timing options
 - o Meter Clip Hold timing options
 - o Solo Mode – choose between multiple, single and multi-inputs
 - o Solo Location – choose between smart, PFL and AFL
- The arrow that indicates the current snapshot now disappears when the current snapshot is deleted [DC16].
- Fixed an issue where holding down a fader can make another fader think it is being touched when using the Select Follows Fader function [DC16].
- Fixed an issue with Follow Mode where selecting a channel on DC16 Masters Bank while toggling the Mix Selector would cause unexpected behavior [DC16].
- Fixed an issue where Master Fader follows changes to the Selected Channel View when that view doesn't exist (i.e. there isn't a noise gate on a subgroup, etc.) [DC16].
- Fixed an issue where the asterisk (*) that represents a modified snapshot would appear on DC16 Shows display when Follow Mode was engaged [DC16].

- Fixed an issue where Master Fader displayed input meter peak LED indications when switching between channels on the DC16 [DC16].
- Fixed an issue where wired (docked) playback and recording would halt when Master Fader is put into background [DC16 / DL1608 / DL806].
- Fixed an issue where silent mode on the iPad would mute the music playback in Master Fader. This applies to docked iPads in the DL806/1608 and wired DC16 [DC16 / DL1608 / DL806].

Known Issues

(including, but not limited to):

- FX do not reset to default settings when recalling default snapshot.
- Cannot update DL32R through DC16's iPad control port when upgrading from 4.6.2. DL32R must be updated via Wi-Fi.
- FX controls cannot be assigned to User Encoder Mode [DC16].
- DC16 displays a non-existent tap function for Mod Delay.
- Master Fader requires force quit when switching the wired connection between DC16 and DL806 or between DC16 and DL1608.
- If you are experiencing glitches during docked iPad recording, it's recommended to dedicate an iPad in the dock with a third-party recording app. We recommend Presonus Capture, Auria and DAW Multitrack. These can be found and downloaded from Apple's App store. Presonus Capture and DAW Multitrack both record in the background, but Auria and Cubasis do not. This is handy if you only have one iPad [DL806 / DL1608].
- Master Fader does not auto-switch from wired to wireless when docking / undocking [DL806 / DL1608].
- Master Fader can disconnect while recording using the DL806 / DL1608 with docked iPad. Switch to offline then online again in devices view.

Known issues and current workaround solutions:

- **Wi-Fi on Windows**
 - **Issue:** Switching Wi-Fi networks can prevent Master Fader from connecting and/or re-connecting to DL Mixers.
 - **Solution 1:** Reboot Windows 10 with auto-connect to Wi-Fi networks disabled for all networks other than the network (access point) where the mixer is connected or connect manually after reboot.
 - **Solution 2:** Hardwire directly using wired Ethernet.

Master Fader V5.1.1

The following is a list of items that have been added, changed or fixed since Master Fader V5.1.

- Crash when connecting from second device after upgrading to Master Fader 5.1.
- Crash on macOS after Master Fader sits idle for long duration.
- Crash when copying FX Send faders level.
- Fixed jumpy faders.
- UI and DSP out of sync when aux mute and LR mute are set to independent states.
- Vintage EQ Adjustments are shown in GEQ Thumbnails.
- Images do not show up in import/export popovers.
- Access Limits all off button switches you back to the Settings page.
- Phone UI channel ID pop-over can be accessed when in Access Limit, Mute Group, Show & Help view.
- No Show Notes in Portrait Mode on Small Tablets.
- LR Main is still accessible when access limited.
- Can still select Master Channels in Overview when access limits are enabled.
- Current State parameters of stereo channel linked even over odd are lost when Master Fader is closed, re-opened, and connect to a mixer.
- Disabled swipe zone between Aux sliders in input routing view.
- Phantom clip indicator on random channels [DL806/1608].
- Custom names for linked outputs only show custom name for "left" channel in mix selector.
- Inconsistent image count when exporting and importing shows from Master Fader 4.6.2.
- Overview layout does not scale on desktop systems.
- Quick Assign popover is not centered.
- Mute Groups can be accessed in overview when Access Limits are set.
- Alignment issue when naming linked outputs.
- Long names overlap linked symbol in output Mix Selector.
- Linked output system and channel names overlap edge of mix selector on small android tablets.
- De-Selecting Multi-Select and disabling a single Mute Group causes all Mute Groups to become disabled.

Known Issues

(including, but not limited to):

- Master Fader v5.1.1 implies v4.6.2 FX presets may be imported. This simply is not possible because it is an entirely new FX engine.
- Sometimes a mixer is not shown in the devices tab. Force quit Master Fader or turn the Wi-Fi on the device off and on.
- The I/O patch view is missing some animations.
- The I/O patch grid is occasionally misaligned.
- Vertical lines don't appear when touching PEQ balls.
- The Gate Threshold ball covers Gate Range ball.
- Master Fader occasionally creates multiple offline shows on its own.
- The GEQ slider should be adjustable above and below the grabber.
- The parameter readout displays return 1 when returns 1-2 are linked.
- There is no confirmation when exported shows completes successfully on an iPad when exporting to 3rd party apps and 3rd party cloud services.
- The file icon for exported shows displays the Master Fader 4 badge or no badge at all.
- Undocking during playback pauses playback [DL806 / DL1608].
- The playback channel count is unobtainable [DL806 / DL1608].
- Docked iPad occasionally disconnects from mixer during recording/playback [DL806 / DL1608].
- Auto-join for Mac is not working properly [macOS, DL16S / DL32S].
- DL mixers can get into a state where the component update never completes [Windows].

Master Fader V5.1

The following is a list of items that have been added, changed or fixed since Master Fader V5.0.2 (DL16S and DL32S) and V4.6.2 (DL806, DL1608 and DL32R).

1. Support for DL806, DL1608 and DL32R

- Master Fader 5.1 adds support for the Mackie DL806, DL1608 and DL32R mixers.

2. Multi-Platform Support

- Master Fader 5.1 works with a plethora of Android and iOS devices, as well as Windows and macOS. See previous page for system requirements.

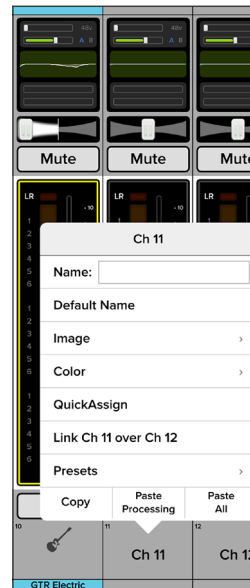
3. FX Overhaul

- New effects have been added to Master Fader V5.0: phaser, tremolo, rotary, mono and stereo chorus, flanger, mod delay and sweep filter manual / auto / LFO.
- All-new rack-inspired FX interface for all DL Series mixers.
- FX are now accessed from a top level menu.

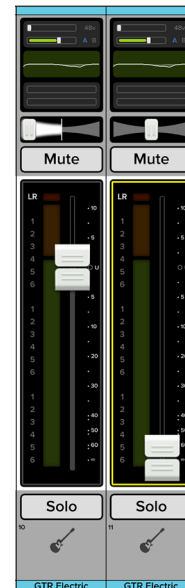


4. Improved Copy-and-Paste

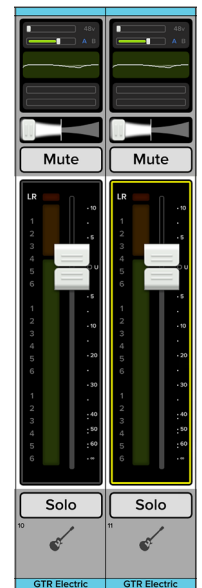
- In addition to channel processing, complete channels (including Aux / Group routing) may be copied-and-pasted.



Copy



Paste Processing



Paste All

- Improvements to the overall performance.
- Improvements to the firmware update progress bar.
- Fixed an issue where the next and previous arrows were unavailable when naming channels.
- A rude solo indicator has been added above the QAP.
- A confirmation prompt appears when recalling presets and resetting channels/processors.
- Fixed an issue where the preset list for the input and output compressor was too small.
- Fixed an issue where the shows button did not display the current snapshot by number.
- Fixed importing and exporting.
- Fixed an issue where sometimes two mixers were shown on the Devices tab when only one should've been.
- Fixed an issue where after renaming a mixer, the devices view showed two detected mixer icons in the list with the same mixer name.
- Fixed an issue where the HPF and LPF engage buttons and slope buttons touched.

- Fixed the spacing between RTA meters.
- Fixed an issue where the maximum (red) slider of the Spectrum Analyzer covered up the +15 dB indicator.
- Fixed an issue where the Help view on phones was not centered.
- Fixed an issue where dragged Quick Assign buttons overlapped the horizontal green line.
- Fixed an issue where the Return button on iPads did not move the cursor to the next line.
- Fixed an issue where the trim slider was off-center in the main mixer view.
- Fixed an issue where pressing 'Done' after naming a channel did not hide the channel menu.
- Fixed an issue where Master Fader failed to reconnect to after changing the SSID [DL32S].
- Fixed an issue where the back button closed Master Fader [Android].
- Fixed an issue where "Copy to Dropbox" was the only option to successfully export using Dropbox [iOS].

Known issues and current workaround solutions:

- Wi-Fi on Windows
 - **Issue:** Switching Wi-Fi networks can prevent Master Fader from connecting and/or re-connecting to DL Mixers.
 - **Solution 1:** Reboot Windows 10 with auto-connect to Wi-Fi networks disabled for all networks other than the network (access point) where the mixer is connected or connect manually after reboot.
 - **Solution 2:** Hardwire directly using wired Ethernet.

Technical Support

Please contact our splendid Technical Support heroes if you have any questions.

Web: <http://www.mackie.com/support/>

Phone: 800-898-3211
425-487-4333

During normal business hours, Monday-Friday, Pacific Time.

